
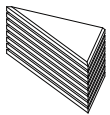


INSTALLATION INSTRUCTIONS

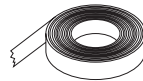
**GEO TILES**



**PARTS & HARDWARE**



**TILES**



**EZO TAPE**

\*Images select typical hardware options. Please refer to packing list for items & quantities specific to your order

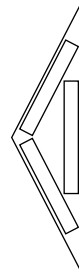
**RECOMMENDED TOOLS**

Roller - Level - Laser - Knife - Construction Adhesive

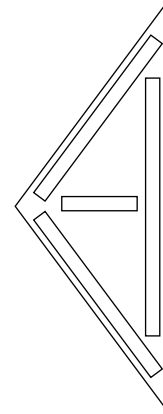
INSTALLATION INSTRUCTIONS

# GEO TILES

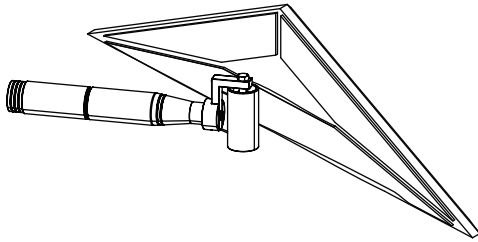
- 1** Apply EzoTape to outer edges of reverse side of tiles approximately 1/8" inset from edge. \*If tiles exceed 12" apply EzoTape in vertical direction every 12-16" (16" for 9mm material, 12" for 12mm material)



6"-12" Geotiles

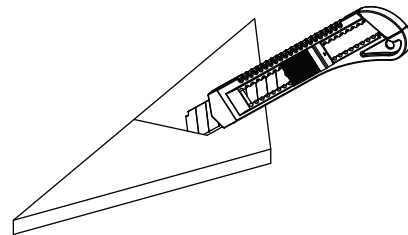


12"+ Geotiles



- 2** Use roller to burnish tape to ensure proper adhesion.

- 3** Map locations of tiles on wall using template if required
- 4** Identify and cut (using a craft knife and a rule / straight edge) the tiles that will be installed on the edges of the wall.



INSTALLATION INSTRUCTIONS

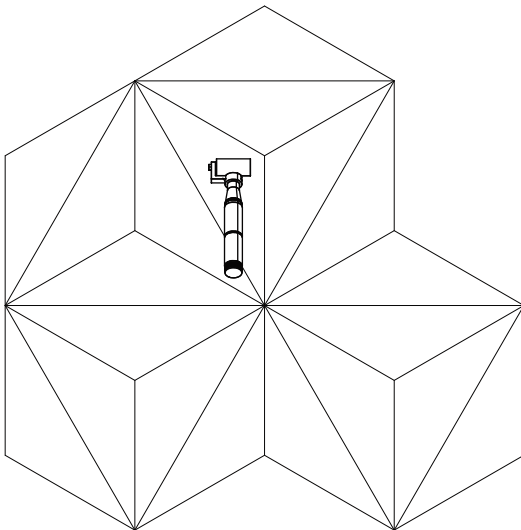
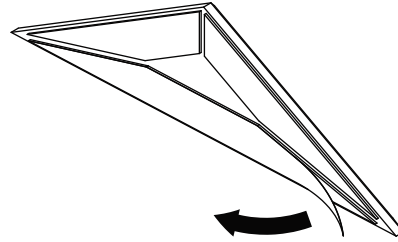
# GEO TILES

- 5** Remove tape backing and apply tiles to the wall.

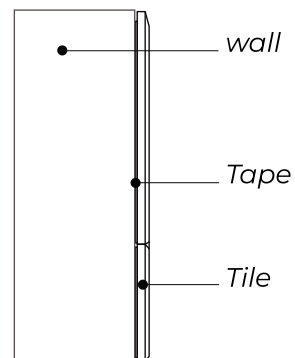
*TIP: A few points of construction adhesive (Not included) can be added to the backside of the tile for a stronger permanent bond*

*TIP: Install bottom rows first starting from one side, making sure tiles are positioned correctly and accurately according to the template. A small error in placement can result in significant issues as the pattern extends up and/or across the wall. This is especially critical for triangular and parallelogram tile shapes*

*TIP: If possible, orient tiles to align fiber direction. This will enhance consistency of color and appearance in changing light conditions.*



- 6** Firmly burnish tiles with roller to ensure proper adhesion to wall.





DESIGN  
DRIVEN  
ACOUSTICS

## CANADA

---

### Ayrsonics Inc - Ontario

825 Trillium Drive  
Kitchener, Ontario N2R 1J9  
844-441-1122  
sales@ayrsonics.com

### Ayrsonics Inc - Alberta

292236 Nose Creek Boulevard  
Building 1B, Unit #19  
Rocky View County, AB T4A 3N7  
844-441-1122  
sales@ayrsonics.com

### EzoBord Corporate Office

6845 Rexwood Road, Unit 7  
Mississauga, ON L4V 1S5  
416-665-3571  
info@ezobord.com

## UNITED STATES

---

### Ayrsonics Midwest LLC

820 Tollgate Road  
Elgin, IL 60123  
800-517-0686  
sales.amw@ayrsonicsusa.com

### Ayrsonics Southwest LLC

8934 Eton Ave  
Canoga Park, CA 91304  
213-833-9700  
sales.asw@ayrsonicsusa.com

### Ayrsonics Southeast LLC

15 Enterprise Way  
Dahlonega, GA 30533  
706-539-4711  
sales.ase@ayrsonicsusa.com

## UNITED KINGDOM

---

### EzoBord UK Limited

Unit 20, Westwood Business Park  
Margate, Kent. CT9 4JJ  
+44 1843-264027  
sales@ezobord.co.uk

## IRELAND

---

### EzoBord Ireland Limited

Inniscarra, Main Street,  
Rathcoole, Co. Dublin,  
D24 EO29, Ireland  
+353 1485-4774  
sales@ezobord.ie

## CENTRAL & LATIN AMERICA

---

### EzoBord Costa Rica SRL

100 Sur 25 Oeste Recope  
Bodega #16 Ochomogo, Cartago  
+506 8842-4613  
info-ebcr@ezobord.com

### EzoBord - LATAM

Buenos Aires, Argentina  
+54 9 11 5657-1793  
info-latam@ezobord.com

FOLLOW US    